

NAME: LED Retrofit Kit

P/N: SNC-CLH-75W1A1Y

Note : The Letter Y in P/N stands for Lamp base type, "-E" for E39 lamp base, "-EX" for EX39 lamp base.

Advantage

- UL, CUL, DLC certificate
- PHILIPS LUMILEDS chip, high CRI.
- 90*150 degree, TYPE III.
- Internal driver, input voltage AC100-277V.
- E39, EX39 lamp base. Single SUNON fan.
- Lamp Base: 270 degree rotated.
- Automatically Power-Reducing Function: Power reduces gradually when driver's temperature reaches 50°C. When the heat sink of led reaches 90°C, there will no power reduction any more. And power will reduce to 87% of the origin.
- New style and high efficient wide-range input.
- Long lifespan and good heat dissipation.
- Direct replacement for Metal Halide, easy Installation.
- Fits many different fixtures to replace traditional lamps.



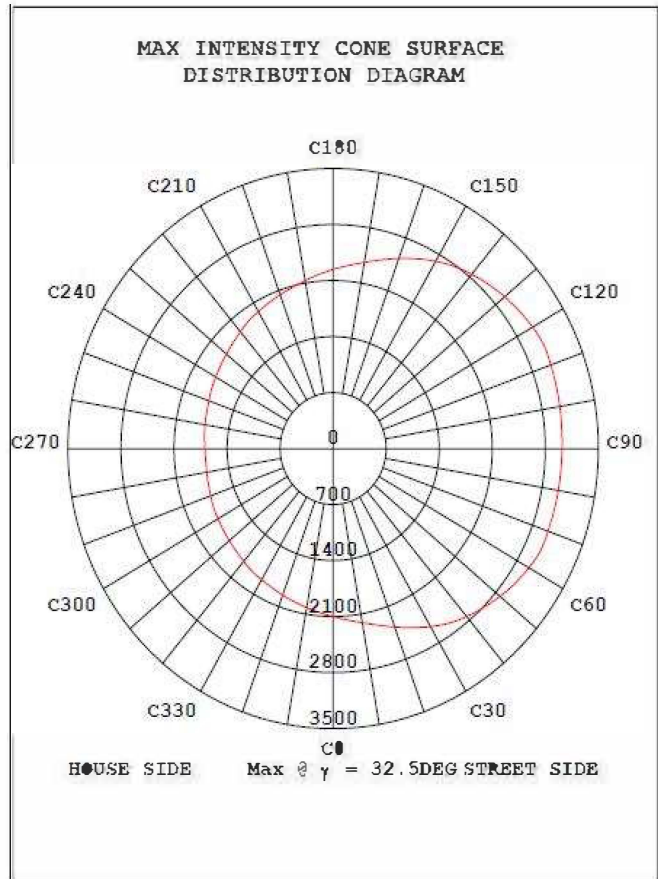
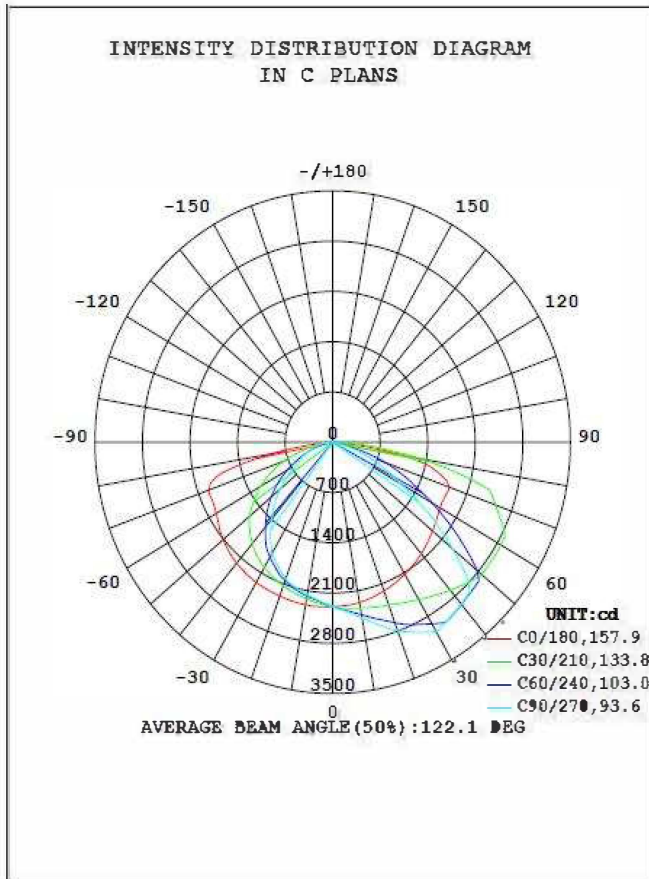
Application

LED Retrofit Kit make it simple to replace: parking lot lighting, shoebox lighting, street lighting, flood lighting, wall pack lighting, and canopy lighting etc.

PRODUCT SPECIFICATIONS		
Product name	LED Retrofit Kit	
Part No	SNC-CLH-75W1A1-E	SNC-CLH-75W1A1-EX
Lamp Base	E39	EX39
Dimension	297*138*87 MM	300*138*87 MM
Technical Characteristic		
Color temperature	2700-6500K	
CRI	> 70	
Lumen	8600-9800 LM	
Lumen Efficacy	115-130 LM/W	
Input Power	75W	
Viewing Angle	90*150degree(TypeⅢ)	
Input Voltage	AC100-277V 50/60Hz	
PFC	>0.9	
Equivalent	150W CFL , 250W MHL/HPS/HID	
Waterproof Rating	IP51	
MATERIALS		
LED Brand	PHILIPS LUMILEDS	
LED Type	LUXEON 3030 2D (1.5W)	
LED QTY	140 PCS	
Housing	Magnesium Alloy+AL+PC	
Housing color	Black+Silver	
OTHERS		
Operating Temperature	-20°C TO 45°C	
Operating Humidity	20%-70% RH	
Storage Temperature	-30°C TO 80°C	
Storage Humidity	10%-75% RH	
Application	Shoebboxes, streetlights, floodlights, wall packs, and canopies	
Safety Certification	UL、 CUL、 DLC	
Warranty Time	5 Years	

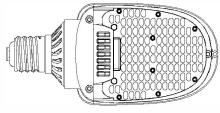
Remark: The testing data comes directly from the product test.

DATA OF LAMP		PHOTOMETRIC DATA Eff: 124.31 lm/w			
MODEL		I _{max} (cd)	3067	η street_up (%)	0.0
NOMINAL POWER (W)	75	LOR (%)	100.0	η street_down (%)	63.5
RATED VOLTAGE (V)	120	TOTAL FLUX (lm)	9162	η house_up (%)	0.0
NOMINAL FLUX (lm)	9162.16	MAXIMUM @ (C, γ)	115,32.5	η house_down (%)	36.5
LAMPS INSIDE	1	η up (%)	0.0	76 FLASHAREA (m2)	0.05000
TEST VOLTAGE (V)	120	η down (%)	100.0	SLI	23.708

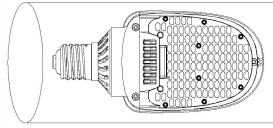


Package

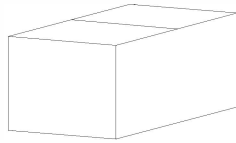
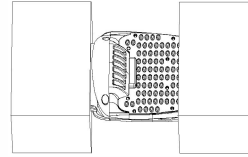
LED Retrofit Kit



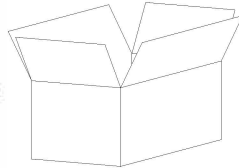
Into PE bag



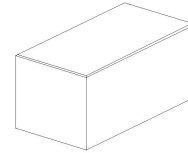
Into EPE



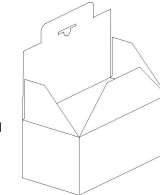
Joint sealing



Into outer box



Cover inner box

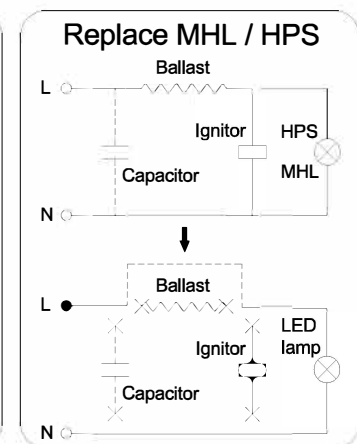
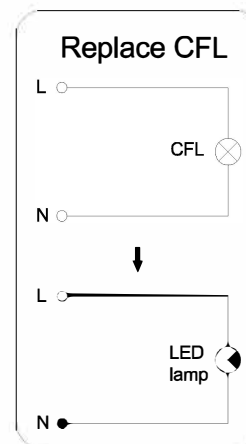


Into inner box

	Size	Qty/ Carton	Net Weight/ Carton	Gross Weight/ Carton
Inner box	340*160*110 MM	1 PC	1.28 KG	1.52 KG
Outer box	660*355*240 MM	8 PCS	10.2 KG	13.1 KG

Notice For User

- Please turn off power before install or change assembly parts.
- The input voltage and lamps should be matched, after connecting the power line, please make sure the wiring section is insulated.
- Make sure to remove or bypass the ballast in the fixtures before install the lamps.
- Suitable for damp locations. Do not use with dimmers.
- Suitable for use in enclosed luminaires, min. lamp compartment dimensions: 420*230*230MM.
- No-professionals, must not install and disassemble the lamps.



Trouble Shootings

Troubles	Check points
Flickering of the lamps	Turn off the power and turn on again in 3 minutes. If same phenomena occur, then call agencies
Out of working	Please check the connection