

Project	
Type	
Catalog #	

Applications

A linear 4x4 fixture for distinctive architectural lighting plans. Ideal for corridors, lobbies and office areas, 4x4 Series fixtures can be installed individually or in a continuous run.

Specifically designed for direct/indirect lighting with snap-in lens to hide the lamps or LED arrays. Ideal where downlight and uplight are required.

Fixtures can be surface mounted to the ceiling or pendant hung by stem or cable.



Standard



CONSTRUCTION

Die-formed and welded 22 gauge cold rolled steel. Knockouts on ends allow continuous wireway mounting. Housing is specially designed for direct/indirect lighting with separating lamps compartments for each. Fixture accepts various lenses or louvers. 4' and 8' units have a steel mullion to join two individual diffusers. Snap in lens is ideal for uplight.

ELECTRICAL


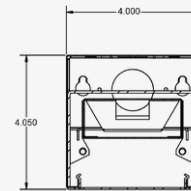
All units are furnished with UL Listed Class P thermally protected led drivers. Other voltages are available upon request. Fixtures meet requirements for UL Luminaire Standard # 1598. All units comply with National Energy Standard. All units are UL certified damp location. Operates at a voltage of 120-277 (public spaces) with input voltage fluctuations of plus/minus 10 percent.

- Power Factor (PF) greater than or equal to 0.90 at full input power and across specified dimming range.
- Maximum Total Harmonic Distortion (THD) less than 20 percent at full input power and across specified dimming range.
- Operates for at least 50,000 hours at maximum case temperature and 90percent non-condensing relative humidity.
- Withstands Category A surges of 4 kV without impairment performance.
- Integral thermal protection that reduces the output power to protect the driver and light source from damage if the case temperature approaches or exceeds the driver's maximum operating temperature.
- 47 CFR 15. Complies with the requirements of the Federal Communications Commission (FCC) rules and regulations, Non-Consumer (Class A) for EMI/RFI (conducted and radiated).
- Class A sound rating.
- Restriction of Hazardous Substances (RoHS) compliant.

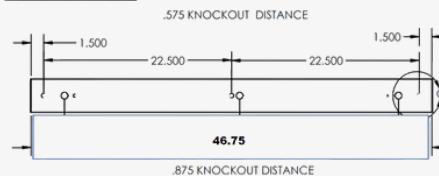
WARRANTY & LISTINGS

- 5-year warranty of all electronics and housing.
- UL Certified for damp location
- 50,000 hours of L70 LED Life
- CRI >80 (>90 AVAILABLE UPON REQUEST)

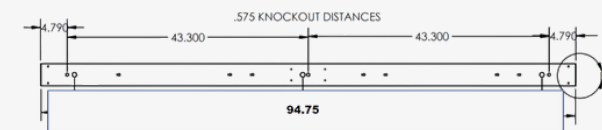
DIMENSIONS



4FT Dimensions



8FT Dimensions



ORDERING GUIDE

Series	Size	Distribution	Lumens	Voltage	Finish	Color Temp
LP44 Pendant Mount	24 = 22.75 in 36 = 34.75 in 46 = 46.75 in 94 = 94.75 in XX = Custom length	D Downlight UD Uplight/Downlight	2FT 3166 (17W) 4350 (24W) 5470 (31W) 6452 (39W) 8FT 5705 (30W) 6910 (37W) 8640 (48W) 8640 (48W) 13820 (78W) 17280 (99W) 22008 (128W)	DMV 120-277V Multivolt 0-10V Dimmable D120 Triac Dimming -120 VAC	WH - White XX - Custom color	30K - 3000K 35K - 3500K 40K - 4000K 50K - 5000K
LW44 Wall Mount						
Options						
EM 5 5w Emergency battery back up						
EM 12 12w Emergency battery back up						

* For Uplight/downlight option, aluminum-backed led board is mounted on top of fixture

** Custom shapes and continuous runs are available upon request

*** Custom lumen packages available upon request

SPECS SUBJECT TO CHANGE WITHOUT NOTICE

FOR UPLIGHT/DOWNLIGHT OPTION, UPLIGHT LUMENS WILL MIMIC DOWN LUMENS, DOUBLE THE WATTAGE

EXAMPLE: LP44-46-D-4480-DMV-WH-30K