


## Recessed Direct-Indirect Center Basket

Project:	
Type:	
Catalog #:	



### STANDARD



This attractive 2'x2' Direct/Indirect Center Basket Troffer Unit combines the energy efficient performances of electronic ballast with soft low-glare contemporary design. The RDI-C unit is designed for LED integrated boards that provide uniform balanced illumination, consistent distribution and high end appearance. Designed for use in most offices and retail establishments this unit is as efficient as it is attractive.

### Construction:

- Housing is die formed from heavy gauge steel and is finished in a matte white polyester powder coating for maximum reflectivity and durability. Perforated center basket incorporates hinges from both sides to allow for easy lamp replacement.

### Electrical

All units are furnished with UL Listed Class P thermally protected ballast. Other voltages are available upon request. Fixtures meet requirements for UL Luminaire Standard # 1598. All units comply with National Energy Standard. All units are UL certified damp location.

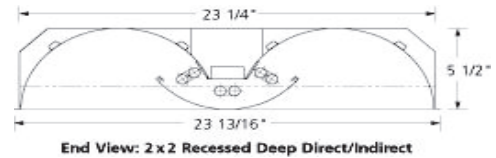
### Mounting

Designed for use in inverted T Bar ceilings, this fixture comes with integral earthquake clips built into end plate. All units are equipped access plates for easy wiring as well as 7/8" knockouts in top, sides and end of all units.

### WARRANTY & LISTINGS

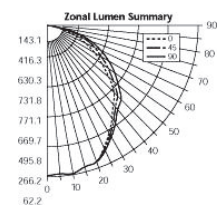
- 5-year warranty of all electronics and housing.
- UL Certified for damp location

### DIMENSIONS



Zonal Cavity Coefficients of Utilization

Ceiling	.80			.70			.50			.30			.10			.00	
	Wall	.70	.50	.30	.10	.70	.50	.30	.10	.50	.30	.10	.50	.30	.10		
0	56	56	56	56	55	55	55	55	53	53	53	50	50	50	48	48	47
1	52	50	48	46	51	49	47	46	47	45	44	45	44	43	43	42	41
2	48	44	41	38	46	43	40	38	41	39	37	40	38	36	39	37	35
3	44	39	35	33	43	38	35	32	37	34	32	36	33	31	35	32	31
4	40	35	31	28	39	34	30	28	33	30	27	32	29	27	31	29	27
5	37	31	27	24	36	30	26	23	29	26	23	28	25	23	27	25	23
6	34	28	23	20	33	27	23	20	26	23	20	25	22	20	25	22	20
7	31	25	21	18	30	24	21	18	24	20	18	23	20	17	22	19	17
8	29	22	18	15	28	22	18	15	21	18	15	21	17	15	20	17	15
9	26	20	16	13	26	20	16	13	19	16	13	19	15	13	18	15	13
10	24	18	14	12	24	18	14	12	17	14	12	17	14	12	16	14	12



max weight= 20lbs

### Ordering Guide

2X2 RDI LED

Series  
2x2 RDI LED

Size  
22 = 2X2

Lumens  
**2X2**  
3166 (17W)  
4350 (24W)  
5470 (31W)  
6452 (39W)

Color  
3K  
35K  
4K  
5K

Options  
EMB = Emergency Ballast  
FR = Frosted Lens over LED Board

\*0-10v low voltage dimming standard per fixture

\*Higher and custom lumen packages available upon request