




PROJECT	
TYPE	
CATALOG #	



**Wall Mount**  
 120 volts  
 Medium (E26) Base  
 Uses A19 Bulb(s)  
 Metal Body  
 UL Listed


**Bulb Suggestion**  
  
 A19  
 Med E26

**Application**



### Wall Sconce / Bath Vanity Light

#### Cylinder Sconces

**BULB**  
REQUIRED



Item#	Description	Finish	Lens	Lights	Max Watts	Dimension(in)
<b>A</b> 81319-SU	FIX/VF/1LT/E26/BN/FR	Brushed Nickel	White Glass	1	60	10.0(h) 4.8(w) 5.4(d)
<b>B</b> 81320-SU	FIX/VF/2LT/E26/BN/FR	Brushed Nickel	White Glass	2	60	10.0(h) 13.0(w) 5.5(d)
<b>C</b> 81321-SU	FIX/VF/3LT/E26/BN/FR	Brushed Nickel	White Glass	3	60	10.0(h) 22.0(w) 5.5(d)

#### Cone Sconces



Item#	Description	Finish	Lens	Lights	Max Watts	Dimension(in)
<b>A</b> 81316-SU	FIX/VF/1LT/E26/BN/FR	Brushed Nickel	White Glass	1	60	9.0(h) 5.0(w) 7.0(d)
<b>B</b> 81317-SU	FIX/VF/2LT/E26/BN/FR	Brushed Nickel	White Glass	2	60	9.0(h) 16.0(w) 7.0(d)
<b>C</b> 81318-SU	FIX/VF/3LT/E26/BN/FR	Brushed Nickel	White Glass	3	60	9.0(h) 24.0(w) 7.0(d)

#### Square Sconces



Item#	Description	Finish	Lens	Lights	Max Watts	Dimension(in)
<b>A</b> 81322-SU	FIX/VF/1LT/E26/BN/FR	Brushed Nickel	White Glass	1	60	7.0(h) 5.0(w) 6.0(d)
<b>B</b> 81323-SU	FIX/VF/2LT/E26/BN/FR	Brushed Nickel	White Glass	2	60	7.0(h) 16.0(w) 6.0(d)
<b>C</b> 81324-SU	FIX/VF/3LT/E26/BN/FR	Brushed Nickel	White Glass	3	60	7.0(h) 24.0(w) 6.0(d)

**DIM** = Dimmable   
**DL** = Rated Damp Location   
**WL** = Rated Wet Location   
**DLC** = Design Lights Consortium   
**ES** = Energy Star